

# McKean County STRENGTHENING *families* PROGRAM Fall 2007 Update

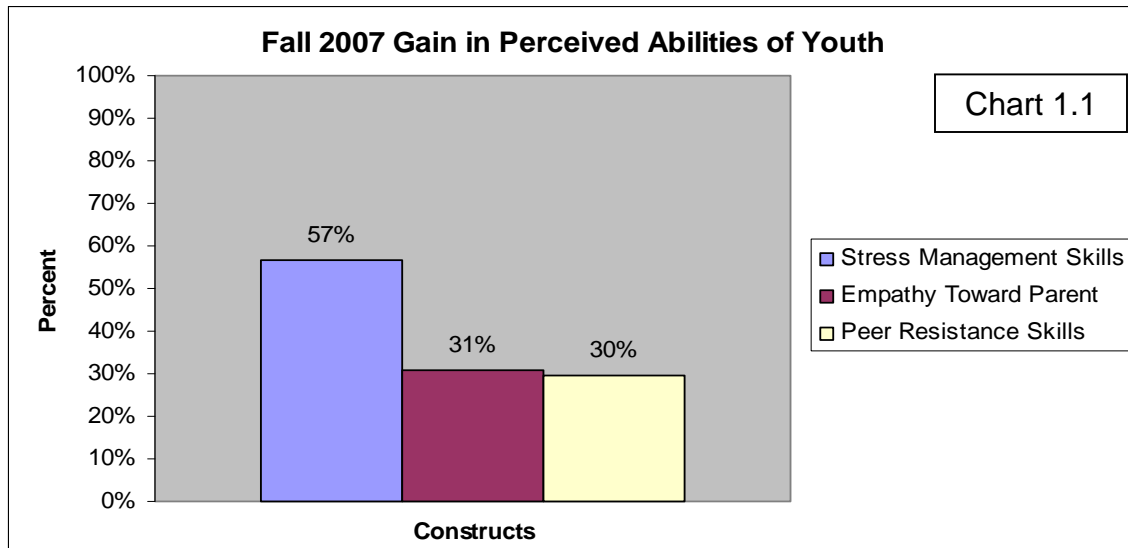
**Attendance:**

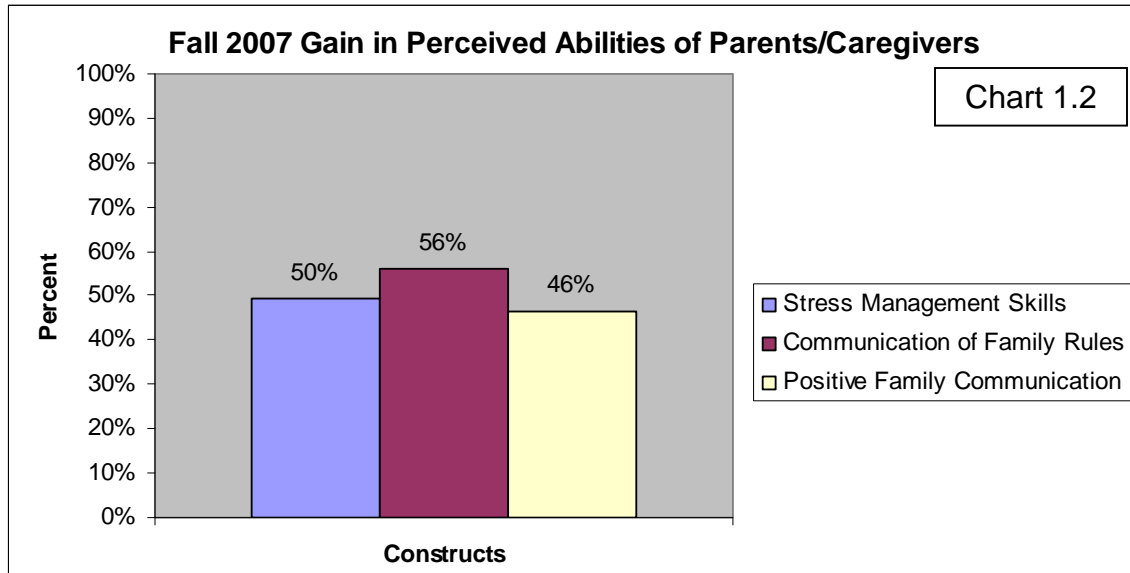
This fall, the McKean County Strengthening Families Program was held at six sites throughout the county with a total of 38 graduate families of 5<sup>th</sup> and 6<sup>th</sup> graders (38 youth and 42 parents/caregivers) as represented by the table 1.1.

Table 1.1	Youth	Parents/Caregivers
<i>Fretz</i>	8	10
<i>Kane</i>	5	4
<i>Otto-Eldred</i>	2	2
<i>Port Allegany</i>	7	9
<i>Smethport</i>	9	8
<i>St. Bernard's</i>	7	9
<b>Total:</b>	<b>38</b>	<b>42</b>

**Surveys:**

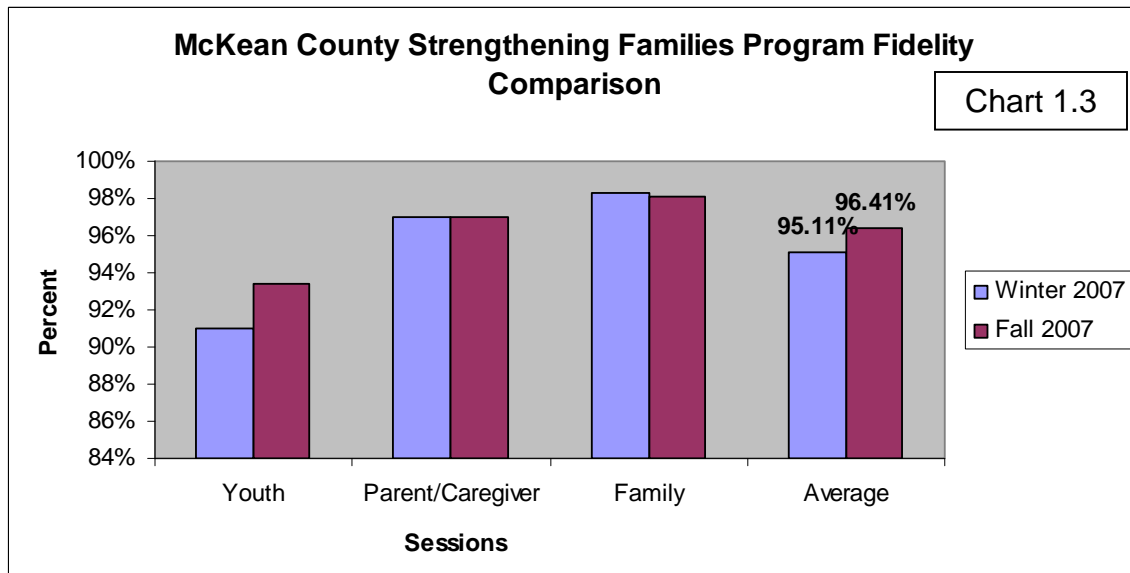
At the end of the program, graduating participants are asked to complete a survey measuring their perceived abilities before going through the McKean County Strengthening Families Program compared with after. The following charts show youth (1.1) and parent/caregiver (1.2) results from the most recent session (Fall 2007).





**Fidelity:**

Each site where the McKean County Strengthening Families Program is held is observed at least four times to ensure that the program is being delivered as designed. This is important because the closer the curriculum is followed, the more likely we can be assured that participants will be left positively changed. Chart 1.3 compares the most current session, Fall 2007, with Winter 2007.<sup>1</sup>



Not only did fidelity increase, but it was done with six first time facilitators. Also, youth session five improved by almost 7%. It is impressive to see the excellence of the McKean County Strengthening Families Program continue.

<sup>1</sup> Winter 2007 was used as a comparison (as opposed to Fall 2006) with Fall 2007 due to curriculum changes. Because the fidelity report is based on curriculum, comparisons are more valuable with similar curriculums.